

Scaled data based on original data using
LM-79-08 Approved Method: Electrical and Photometric Measurements of Solid-
State Lighting Products

Test Report Prepared for
Cooper Lighting Solutions
(formerly Eaton)

Brand: STREETWORKS

Report Number: P961295

Luminaire Tested: **NVN-SB2A-722-U-5MQ**

Issue Date: 1/21/2025

Test Information

Test Method: LM-79-08
Report Number: P961295
TEST IS SCALED FROM IESNA LM-79-08 TEST DATA (G2-2411-289-20)
Test Lab: INNOVATION CENTER
Issue Date: 1/21/2025
Manufacturer: COOPER LIGHTING SOLUTIONS (FORMERLY EATON)
Product Line: STREETWORKS
Catalog Number: NVN-SB2A-722-U-5MQ
Description: NAVION ROADWAY AND AREA HIGH DENSITY LED LUMINAIRE
(2) 70 CRI, 2200K, 350mA LIGHTSQUARES WITH 26 LEDS EACH AND TYPE V MEDIUM OPTICS
Light Source: -
Ballast/Driver: -

Summary

Lumens per Lamp: N/A
Luminaire Lumens: 7955 lumens
Efficiency: N/A
Efficacy: 138.8 lumens/watt
Luminous Opening: Rectangular (W 0.5' x L: 1' x H: 0')
IES Classification: Type V - Short
BUG Rating: B3 - U0 - G2

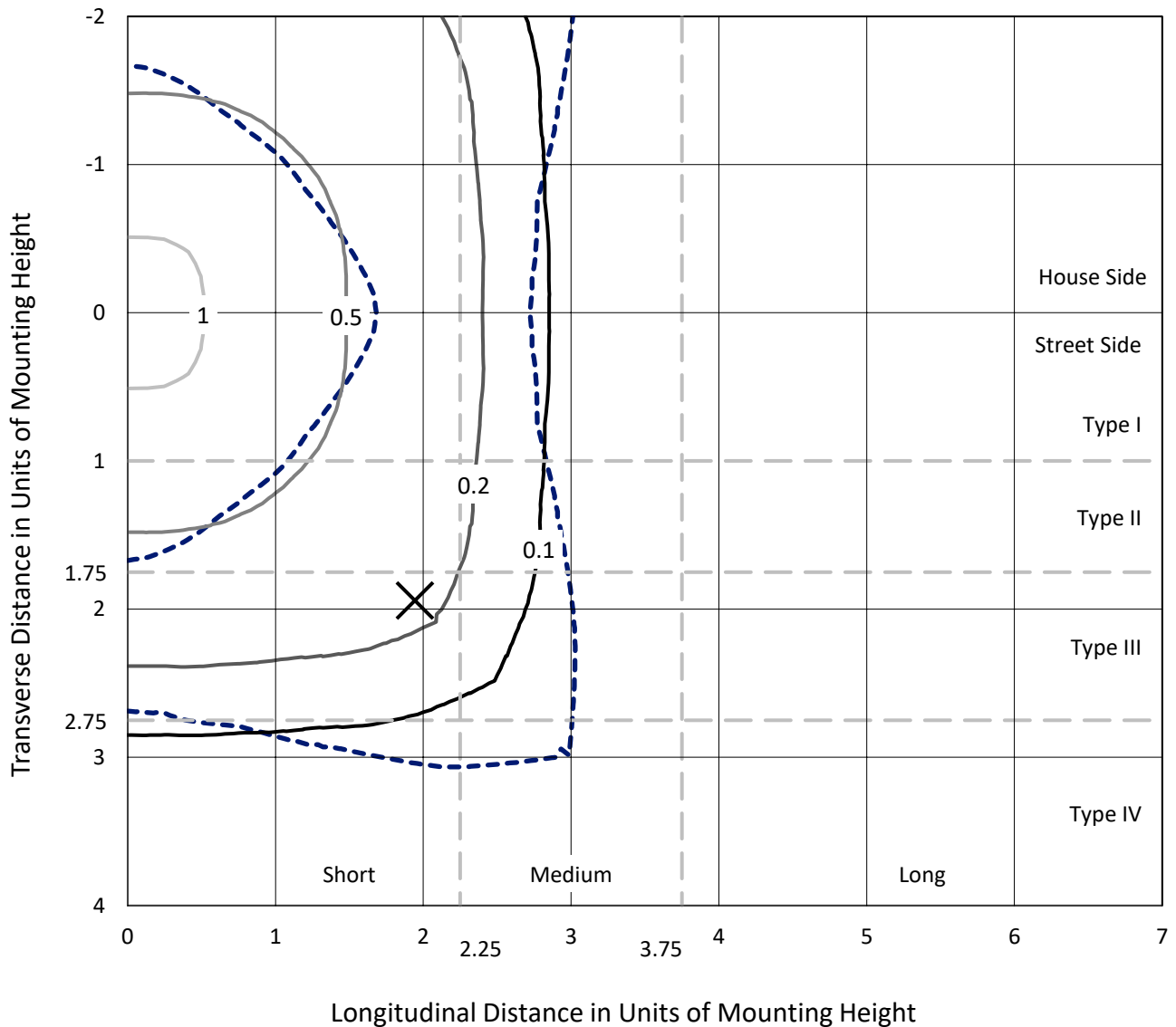
Input Watts (W): 57.3
Input Voltage (V): NR
Input Current (Ain): NR
Voltage Rise (V): NR
Power Factor: NR
Total Harmonic Distortion (THDi): NR
Frequency (hertz): 60
Stabilization Time: NR
Operation Time: NR
Ambient Temperature (°C): NR
Test Distance: 24 FT



REPORT NUMBER: P961295
 CATALOG NUMBER: NVN-SB2A-722-U-5MQ

Iso-Footcandle Lines of Horizontal Illumination

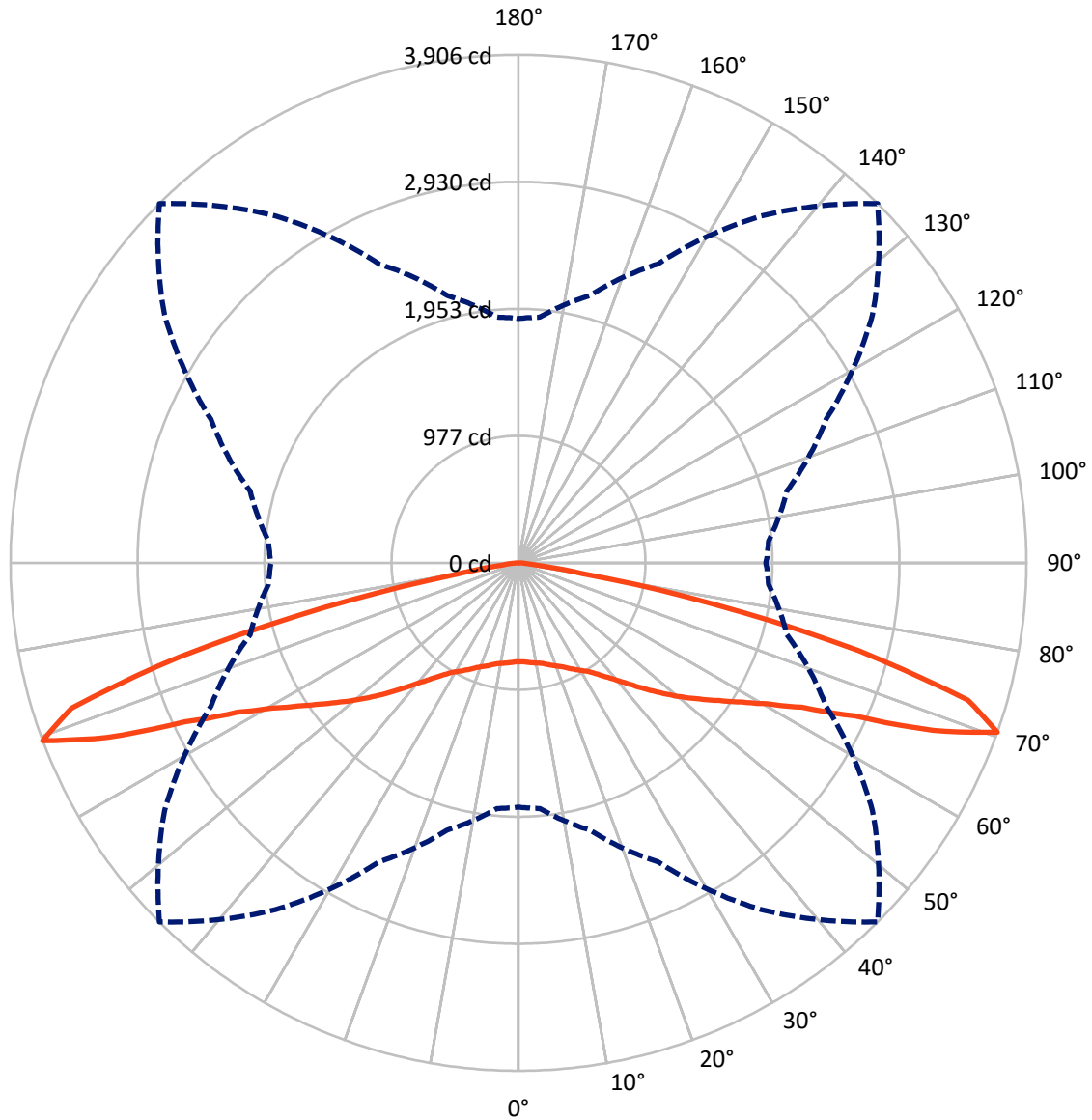
× Max cd
 - - - 1/2 Max cd



Based on 25 foot mounting height. Maximum calculated value = 1.2 fc
 Type V - Short - N/A

REPORT NUMBER: P961295
CATALOG NUMBER: NVN-SB2A-722-U-5MQ

Luminous Intensity Polar Plot



— Vertical Plane Through 45-Deg Lateral - - - Horizontal Cone Through 70-Deg Vertical

REPORT NUMBER: P961295
 CATALOG NUMBER: NVN-SB2A-722-U-5MQ

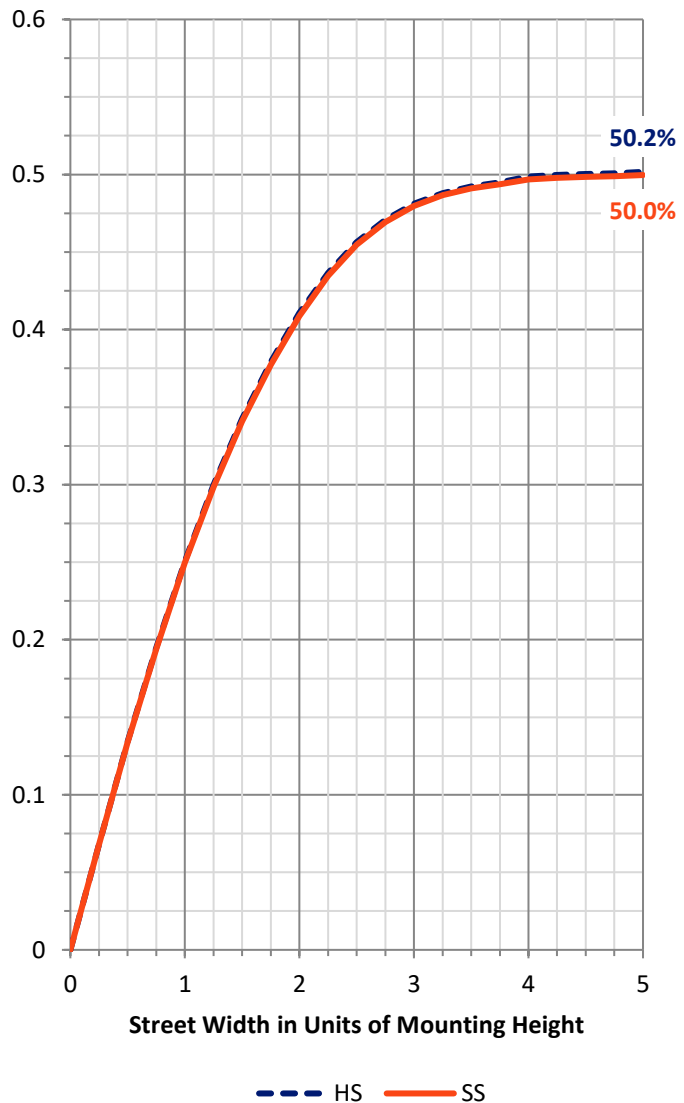
FLUX DISTRIBUTION:

		Downward	Upward	Total
House Side	Lumens	3977.5	0.0	3977.5
	% Fixture	50.0	0.0	50.0
Street Side	Lumens	3977.5	0.0	3977.5
	% Fixture	50.0	0.0	50.0
Total	Lumens	7955.0	0.0	7955.0
	% Fixture	100.0	0.0	100.0

ZONAL LUMENS:

Zone	Lumens	% Fixture
0°-10°	74.0	0.9
10°-20°	229.6	2.9
20°-30°	410.2	5.2
30°-40°	665.0	8.4
40°-50°	1083.2	13.6
50°-60°	1651.5	20.8
60°-70°	2456.9	30.9
70°-80°	1339.1	16.8
80°-90°	45.6	0.6
90°-100°	0.0	0.0
100°-110°	0.0	0.0
110°-120°	0.0	0.0
120°-130°	0.0	0.0
130°-140°	0.0	0.0
140°-150°	0.0	0.0
150°-160°	0.0	0.0
160°-170°	0.0	0.0
170°-180°	0.0	0.0
0°-90°	7955.0	100.0
0°-180°	7955.0	100.0

Coefficient of Utilization



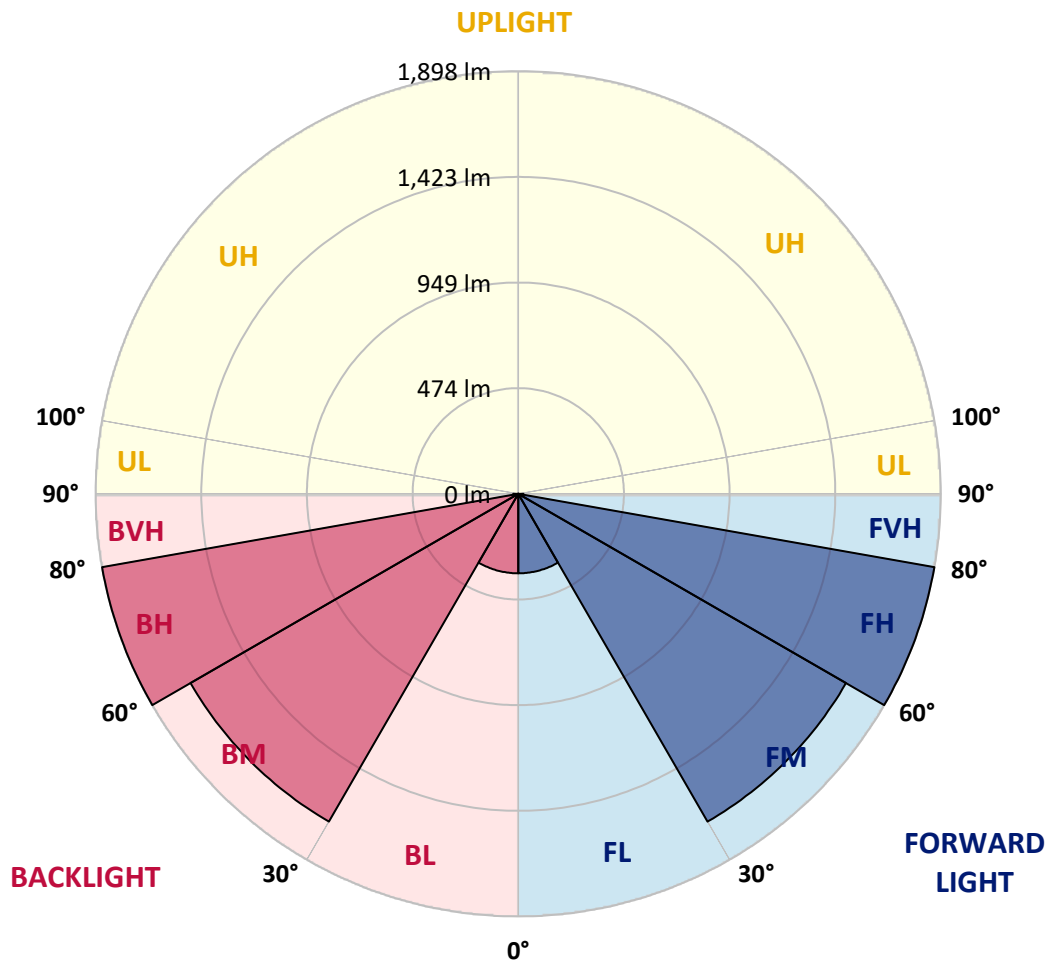
REPORT NUMBER: P961295
 CATALOG NUMBER: NVN-SB2A-722-U-5MQ

LUMINAIRE CLASSIFICATION SYSTEM LUMEN TABLE AND BUG RATING:

Zone	Lumens	% Fixture	Zone Rating/Lumen Limit		
			B	U	G
FL (0°-30°)	356.9	4.5			
FM (30°-60°)	1699.8	21.4			
FH (60°-80°)	1898.0	23.9			G2/5000
FVH (80°-90°)	22.8	0.3			G1/100
BL (0°-30°)	356.9	4.5	B1/500		
BM (30°-60°)	1699.8	21.4	B2/2500		
BH (60°-80°)	1898.0	23.9	B3/2500		G2/5000
BVH (80°-90°)	22.8	0.3			G1/100
UL (90°-100°)	0.0	0.0		U0/0	
UH (100°-180°)	0.0	0.0		U0/0	

BUG Rating: B3-U0-G2

Type V Short



REPORT NUMBER: P961295
 CATALOG NUMBER: NVN-SB2A-722-U-5MQ

CANDELA DISTRIBUTION (FULL):

	0°	5°	15°	25°	35°	45°	55°	65°	75°	85°	90°
0°	762.0	762.0	762.0	762.0	762.0	762.0	762.0	762.0	762.0	762.0	762.0
2.5°	765.6	766.4	764.9	764.0	763.2	762.0	762.4	764.4	766.0	765.6	766.0
5°	772.0	772.7	771.6	771.2	769.6	769.2	769.2	771.2	772.4	771.6	772.0
7.5°	779.2	780.3	778.4	778.0	777.2	776.4	776.0	778.0	779.2	779.2	779.2
10°	786.0	787.2	785.6	784.3	783.6	783.6	782.8	784.3	786.4	786.0	786.0
12.5°	793.1	794.0	792.3	791.6	791.6	792.7	791.6	792.3	794.0	793.1	792.7
15°	802.0	802.4	802.0	803.2	805.1	809.1	805.5	804.7	805.5	803.5	803.5
17.5°	814.0	814.8	816.3	819.1	821.9	829.1	822.7	820.7	820.7	816.7	816.7
20°	828.7	829.9	832.3	837.1	840.7	847.5	841.1	838.2	837.1	831.9	831.9
22.5°	844.3	846.2	849.8	856.3	862.6	869.0	862.6	857.8	854.2	847.5	847.1
25°	862.2	864.7	870.2	880.6	889.4	898.6	891.0	881.4	874.2	864.7	864.3
27.5°	887.9	890.6	897.4	910.2	921.4	929.4	922.2	909.8	899.7	888.2	887.9
30°	923.7	926.6	934.5	948.1	955.7	960.9	956.1	946.5	934.5	921.4	921.4
32.5°	970.1	973.6	982.5	995.3	996.8	997.6	996.0	991.3	982.5	966.5	966.9
35°	1028.8	1032.8	1042.7	1053.2	1051.5	1053.2	1050.7	1049.2	1042.7	1024.4	1024.4
37.5°	1100.6	1105.5	1115.8	1123.8	1119.8	1117.9	1118.3	1118.7	1115.1	1094.7	1094.7
40°	1184.2	1190.5	1198.1	1206.5	1199.8	1193.7	1197.7	1200.9	1197.7	1177.0	1177.0
42.5°	1270.0	1279.2	1287.2	1299.2	1293.6	1286.0	1291.6	1295.2	1288.4	1266.0	1267.6
45°	1365.5	1374.2	1384.7	1402.6	1398.6	1390.6	1398.6	1399.4	1387.8	1361.5	1364.3
47.5°	1464.1	1473.3	1488.9	1512.8	1511.3	1502.4	1512.8	1507.3	1492.5	1460.9	1458.9
50°	1557.6	1570.3	1594.3	1627.9	1631.1	1620.2	1634.3	1623.5	1598.7	1559.1	1558.4
52.5°	1645.4	1659.0	1697.0	1742.5	1754.1	1740.0	1758.9	1740.0	1702.9	1652.2	1647.4
55°	1737.7	1752.9	1798.0	1857.5	1880.7	1870.3	1887.8	1859.5	1806.8	1745.3	1736.9
57.5°	1846.3	1855.5	1909.4	1980.1	2019.2	2021.6	2029.6	1981.7	1917.8	1847.9	1838.3
60°	1964.1	1976.9	2035.6	2120.3	2182.2	2202.1	2193.8	2122.7	2048.4	1968.1	1955.4
62.5°	2115.1	2129.0	2199.3	2300.8	2398.6	2448.2	2415.4	2312.4	2220.6	2124.3	2107.5
65°	2240.1	2255.7	2382.7	2563.6	2741.7	2841.2	2758.9	2569.2	2403.8	2268.0	2245.7
67.5°	2149.4	2168.6	2367.9	2700.2	3143.1	3439.8	3158.2	2741.0	2417.1	2232.9	2205.4
70°	1878.6	1896.7	2129.0	2535.2	3256.1	3906.3	3324.0	2610.0	2136.6	1930.6	1903.0
72.5°	1247.2	1305.1	1540.4	2027.7	2907.4	3614.8	2936.2	1986.4	1429.0	1244.5	1204.1
75°	413.8	460.1	620.6	1051.1	1947.4	2703.3	1853.9	930.2	491.6	353.8	334.7
77.5°	104.2	120.2	165.7	300.7	776.7	1539.2	699.4	245.6	133.8	93.5	83.4
80°	50.7	55.9	79.8	100.2	194.5	489.2	182.6	94.3	63.1	48.7	44.7
82.5°	28.0	28.4	45.1	56.7	72.3	126.6	75.1	55.1	36.4	29.5	29.5
85°	17.2	16.8	24.0	30.3	30.3	45.1	36.0	30.3	20.8	18.3	19.2
87.5°	6.8	6.8	8.8	9.6	8.4	11.6	9.2	9.9	8.0	7.6	8.0
90°	0.0	0.0	0.0	0.0	0.0	0.0	0.0	0.0	0.0	0.0	0.0

(END OF REPORT)